



DC COMPONENTS CO., LTD.

RECTIFIER SPECIALISTS

SM5817
THRU
SM5819

TECHNICAL SPECIFICATIONS OF SURFACE MOUNT SCHOTTKY BARRIER
VOLTAGE RANGE - 20 to 40 Volts **CURRENT - 1.0 Amperes**

FEATURES

- * High current capability
- * Ideal for surface mounted applications
- * Low leakage current for high efficiency

MECHANICAL DATA

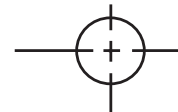
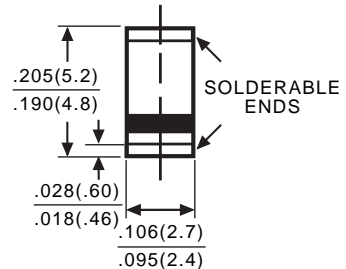
- * Case: Molded plastic
- * Epoxy: UL 94V-0 rate flame retardant
- * Terminals: Solder plated solderable per MIL-STD-202E, Method 208 guaranteed
- * Polarity: Color band denotes cathode end
- * Mounting position: Any
- * Weight: 0.12 gram

MAXIMUM RATINGS AND ELECTRICAL CHARACTERISTICS

Ratings at 25°C ambient temperature unless otherwise specified.
Single phase, half wave, 60Hz, resistive or inductive load.
For capacitive load, derate current by 20%.



SM-1(DO-213AB)



Dimensions in inches and (millimeters)

	SYMBOL	SM5817	SM5818	SM5819	UNITS
Maximum Recurrent Peak Reverse Voltage	V _{RRM}	20	30	40	Volts
Maximum RMS Voltage	V _{RMS}	14	21	28	Volts
Maximum DC Blocking Voltage	V _{DC}	20	30	40	Volts
Maximum Average Forward Rectified Current at T _A =55°C	I _O	1.0			Amps
Peak Forward Surge Current 8.3 ms single half sine-wave superimposed on rated load (JEDEC Method)	I _{FSM}	25			Amps
Maximum Instantaneous Forward Voltage at 1.0A DC	V _F	.45	.55	.60	
Maximum DC Reverse Current at Rated DC Blocking Voltage	I _R	@T _A = 25°C	1.0		mAmps
		@T _A = 100°C	10		
Typical Thermal Resistance (Note1)	R _{θJA}	75			°C/W
Typical Junction Capacitance (Note 2)	C _J	110			pF
Storage Operating Temperature Range	T _J , T _{STG}	-65 to + 125			°C

NOTES : 1. Thermal Resistance (Junction to Ambient), .24in2 (6.0mm2) copper pads to each terminal.
2. Measured at 1 MHz and applied reverse voltage of 4.0 volts.

RATING AND CHARACTERISTIC CURVES (SM5817 THRU SM5819)

FIG. 1 - TYPICAL FORWARD CURRENT DERATING CURVE

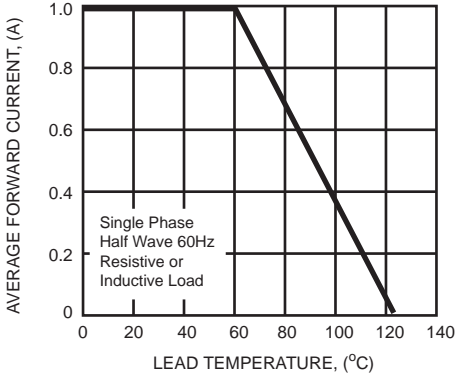


FIG. 2 - TYPICAL INSTANTANEOUS FORWARD CHARACTERISTICS

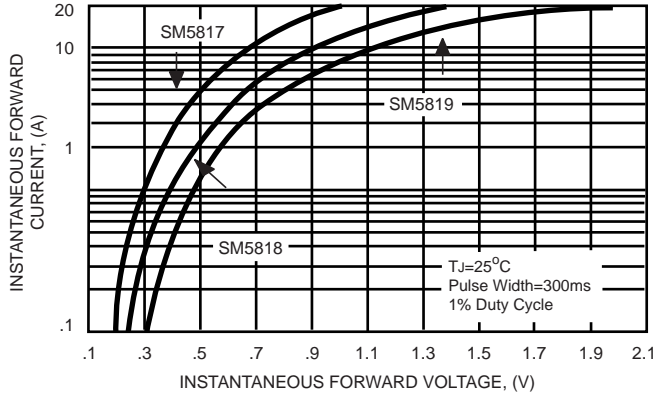


FIG. 3 - TYPICAL REVERSE CHARACTERISTICS

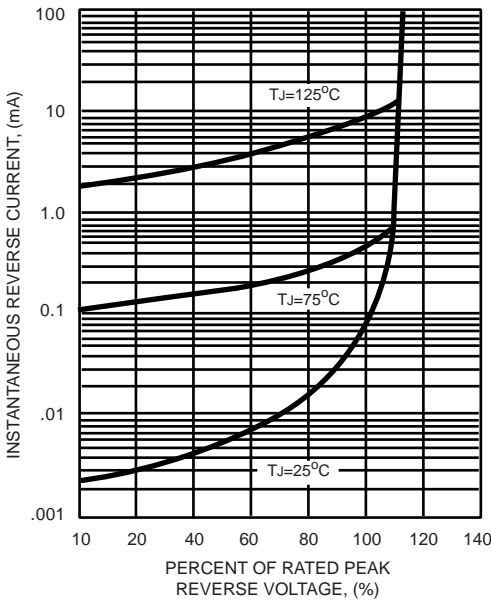


FIG. 4 - MAXIMUM NON-REPETITIVE FORWARD SURGE CURRENT

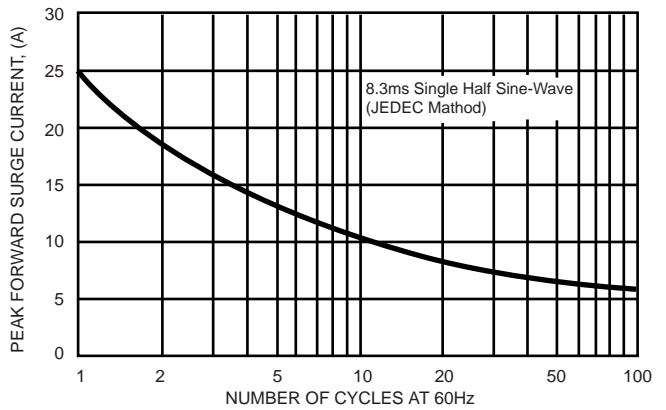
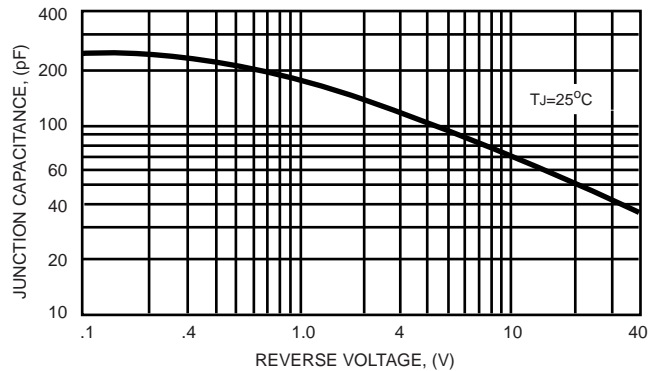


FIG. 5 - TYPICAL JUNCTION CAPACITANCE



DC COMPONENTS CO., LTD.